

Art and Design

We are passionate about art and visual language



Mr Pascoe



Mrs O'Shea


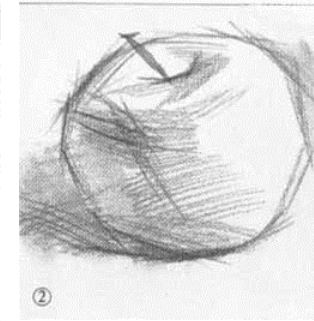




Mrs Schooling

Tackle one or more of the challenges:

Task 1


Studying a real apple placed in front of you, make a pencil drawing of what you see. Record the irregular shape of the apple and try to use tone (shading) to record the form (3D) quality of the apple. Eat the apple afterwards!



Task 2

Think about the stones at the Cheesewring on Bodmin Moor. Look at the sculpture of Barbara Hepworth. Shape your own imaginary sculpture from a bar of soap, using improvised household instruments. *i.e. a teaspoon, ballpoint pen with ink removed.*

<https://www.tate.org.uk/visit/tate-st-ives/barbara-hepworth-museum-and-sculpture-garden>



Task 3

Using a mobile phone, take 10 photos that explore an interesting viewpoint!

Photographers: Pierre Javelle and Akiko Ida

